

Backwater pumping station *Pumpfix F*

Installation in an exposed wastewater pipe



Z-53.2-388

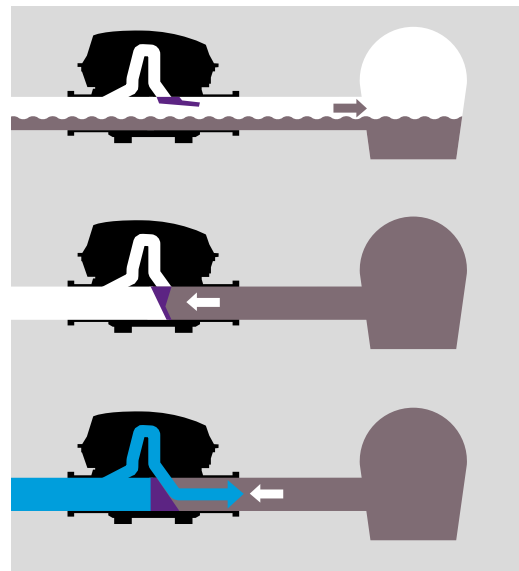
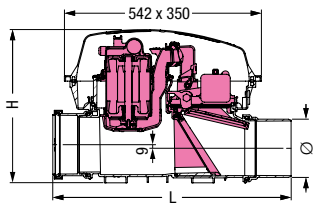
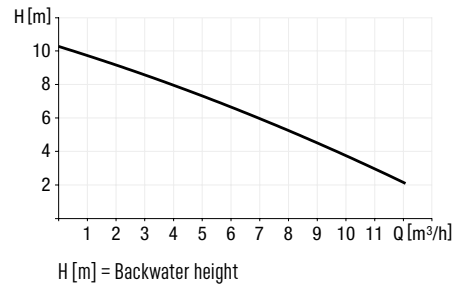
Made of polymer, with protective cover. Backwater pumping station according to EN 13564 Type 3 with pump (1kW/230V) and backwater valve, pump activates during backwater, suitable for wastewater with or without sewage. Plug-and-Play control unit with connection option to building management system and alarm, display for operating status and battery back-up, protection type IP 54, with integrated self diagnosis system SDS, motorized backwater flap, *Pumpfix F* body rated protection type IP 68 (3 m, 24 h).

Power cable length: 5 m (15 m available on request).



Outer diameter Ø (mm)	L × H in mm	Art. no.
Ø 110	642 × 422	24 100
Ø 125	645 × 422	24 125
Ø 160	656 × 422	24 150
Ø 200*	720 × 422	24 200

Pumping capacity



How it works

Pumpfix F is the only backwater valve with hybrid function: In normal operation it uses the natural slope to the sewage pipe. In the event of backwater from the sewage pipe, the pump is automatically switched on in order to reliably pump the building's wastewater into the flooded sewer.

* In-/Outlet Ø 200, hydraulics corresponds to Ø 160

