

Square / rectangular channel drain *Ferrofix* with tile connection angle

System 125

for installation in a concrete slab

Material: Stainless steel AISI 304, material thickness 2.0 mm, acid-treated in pickling bath, ground visible edges

Version:

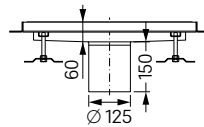
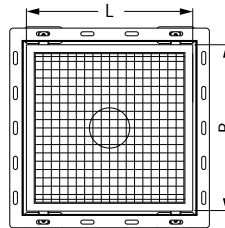
- Longitudinal and transverse slopes
- Feet for height adjustment
- Drain pipes in stainless steel
- Channel profile for connecting to floorings with particularly high thermal exposure, with welded mitres

Cover:

- Slotted cover in stainless steel AISI 304
- Anti-slip R12
- Acid-treated in pickling bath
- Mesh width 23×23 mm
- Load class L 15 (1.5 ton.)

➤ **Optional as accessory:**

Matching drain body System 125 see page 273



Dimensions W×L×H in mm

Art. no.

350× 350×60	63 35 035
500× 500×60	63 50 050
500×1000×60	63 50 100
600× 600×60	63 60 600
800× 800×60	63 80 800
1000×1000×60	63 00 100

Square / rectangular channel drain *Ferrofix* without glue flange

System 125

for installation in a concrete slab

Material: Stainless steel AISI 304, material thickness 2.0 mm, acid-treated in pickling bath, ground visible edges

Version:

- Longitudinal and transverse slopes
- Feet for height adjustment
- Drain pipes in stainless steel
- Channel profile for shallow bed waterproofing, with adhesive jointing edge 15 mm deep and folded 50 mm outwards, all round, with welded mitring

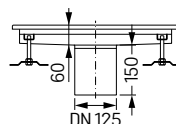
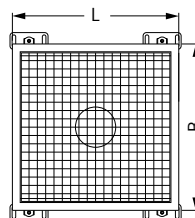
Cover:

- Slotted cover in stainless steel AISI 304
- Anti-slip R12
- Acid-treated in pickling bath
- Mesh width 23×23 mm
- Load class L 15 (1.5 ton.)

Note: available ex stock

➤ **Optional as accessory:**

Matching drain body System 125 see page 273



Dimensions W×L×H in mm

Art. no.

350× 350×60	61 35 035
500× 500×60	61 50 050
500×1000×60	61 50 100
600× 600×60	61 60 600
800× 800×60	61 80 800
1000×1000×60	61 00 100